

# BLACKROD PRIMARY SCHOOL

## Autumn Project Reflections

### Art – Painting

#### Art Concept - Mastering Techniques

*This concept involves developing a skill set so that ideas may be communicated.*

A/MT1 • *Use a number of brush techniques using thick and thin brushes to produce shapes, textures, patterns and lines.*

A/MT2 • *Mix colours effectively.*

A/MT3 • *Use watercolour paint to produce washes for backgrounds then add detail.*

A/MT4 • *Experiment with creating mood with colour*



*We practised colour mixing with ready mix paints and watercolours.*



# BLACKROD PRIMARY SCHOOL



We used our colour mixing techniques to create colour palettes to represent moods.



We also used the watercolours to create a colour wash background.



# BLACKROD PRIMARY SCHOOL




Art Concept - Take inspiration from the greats

A/TIG1 • Replicate some of the techniques used by notable artists, artisans and designers.

A/TIG2 • Create original pieces that are influenced by studies of others



## WOUNDED DEER — INSPIRED BY HER EMOTIONS



'The Wounded Deer' is a painting by Frida Kahlo. In the painting, she shows a deer in a forest. The deer has been struck by many arrows and is clearly in pain. Frida painted her own face on the deer's body.

The painting was created shortly after Frida had had an operation on her spine, which was meant to cure her severe back pain following a bus crash at the age of 18.

Frida was disappointed to still be in great pain following the operation. She began to feel depressed. Frida created the painting to demonstrate the physical and emotional pain she was in.

What else does the painting tell you?

We explored Frida Kahlo painting Wound Deer. We annotated the artwork by using visual language.

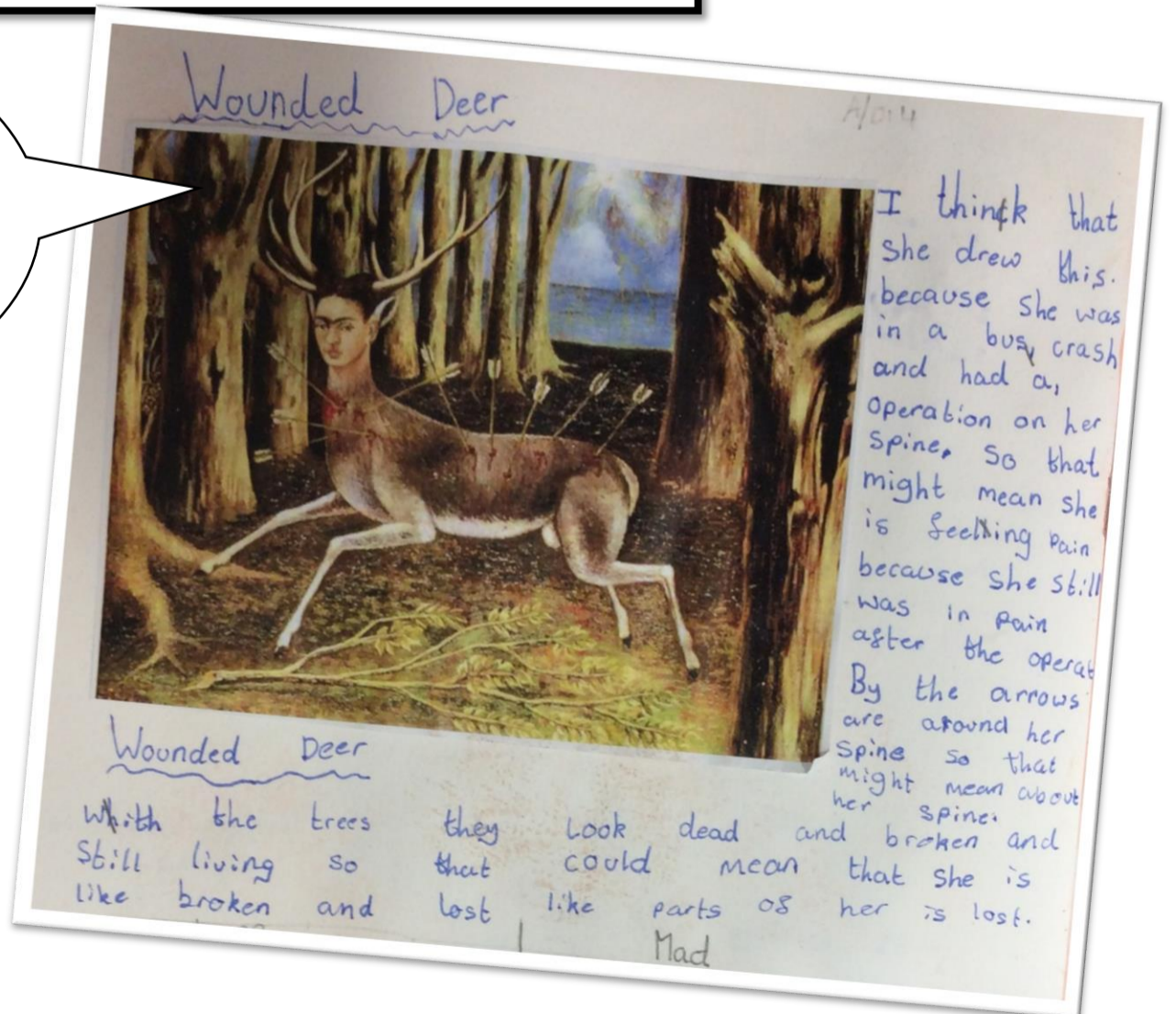
### Project Vocabulary

tone


colourwash

surrealism

emotions



# BLACKROD PRIMARY SCHOOL



We created our own surrealism paintings inspired by Frida Kahlo's Wounded Deer

