

BLACKROD PRIMARY SCHOOL

Spring 1 Project Reflections

History – Stone Age to Iron Age


Understand chronology

This concept involves an understanding of how to chart the passing of time and how some aspects of history studied were happening at similar times in different

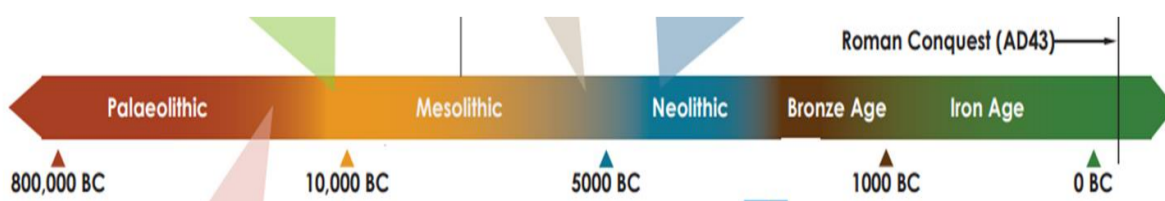
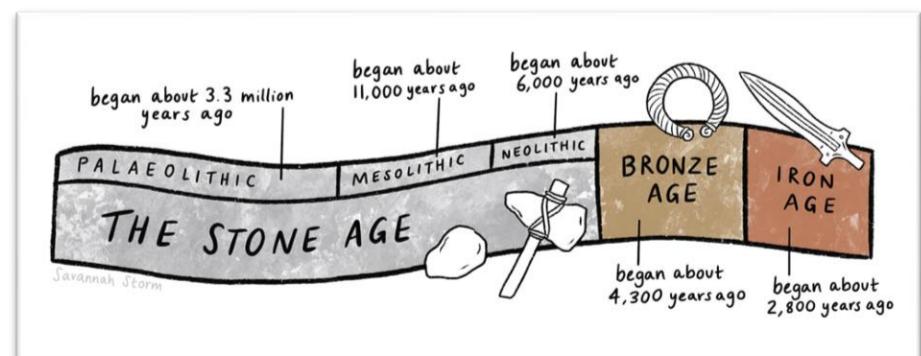
H/UC1 • Place events, artefacts and historical figures on a time line using dates.

H/UC2 • Understand the concept of change over time, representing this, along with evidence, on a chronological time line.

H/UC3 • Use dates and terms to describe events.



We learned that Prehistory is the period of time before written records. The prehistoric period is divided into three 'ages'. They are known as the Stone Age, the Bronze Age and the Iron Age.



Home Learning Links

Chronology/Timelines

<https://www.youtube.com/watch?v=kDNH4G9iacw>

What is Prehistory?

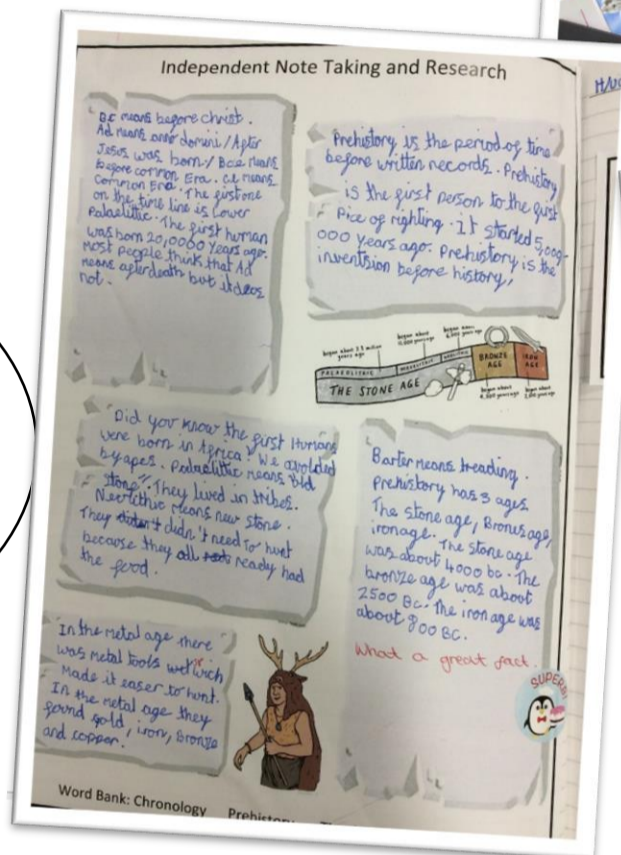
<https://www.youtube.com/watch?v=X6wsvjNvtJY>

<https://www.bbc.co.uk/bitesize/topics/z82hsbk/articles/zpny34j>

BLACKROD PRIMARY SCHOOL



We research the three different ages of prehistory and made information posters which created our own timeline for our classes.



Vocabulary

Chronology - is a word meaning 'the study of time'.

Chronological order - listing them in the order in which they happened (timeline).

Era - a period of time in history. An era often begins or ends with an important event.

Timeline - organising information or events in order of the dates they happened

Prehistory - is the period of time before written records.

Ages - a period in history or human progress

BC - stands for "before Christ".

AD - stands for Anno Domini, Latin for "in the year of the Lord"

BCE - Before Common Era

CE - Common Era

BLACKROD PRIMARY SCHOOL



We used what we had learned about the 3 different ages and tried to sort the artefacts in the correct era.

Home Learning Links

Early Stone Age

<https://www.bbc.co.uk/bitesize/topics/z82hsbk/articles/z34djsx>

The Middle Stone Age

<https://www.bbc.co.uk/teach/class-clips-video/story-of-britain-middle-stone-age-animation/zvkg92p>

The New Stone Age

<https://www.bbc.co.uk/teach/class-clips-video/story-of-britain-new-stone-age-animation/zjh2t39>

Bronze Age

<https://www.bbc.co.uk/teach/class-clips-video/story-of-britain-bronze-age-britain/znrygwx>

Iron Age

<https://www.bbc.co.uk/teach/class-clips-video/story-of-britain-iron-age-britain-animation/z42d7nb>



Investigate and interpret the past


This concept involves understanding that our understanding of the past comes from an interpretation of the available evidence.

H/IIP1• Use evidence to ask questions and find answers to questions about the past. Artefacts


H/IIP2• Suggest suitable sources of evidence for historical enquiries.

H/IIP3• Use more than one source of evidence for historical enquiry in order to gain a more accurate understanding of history.

BLACKROD PRIMARY SCHOOL



We learned about Cave Paintings and explored how they help us interpret the past



We recreated our own art using charcoal and natural coloured chalk. We drew animals that were alive in the Stone Age such as Saber tooth tigers and woolly mammoths.



BLACKROD PRIMARY SCHOOL

We enjoyed our Stone age workshop where we got to hunt a mammoth, compare bones, cave paint, craft tools and practise archery.

