

# BLACKROD PRIMARY SCHOOL

## Spring Project Reflections

### PSHE – Super searcher, medicines, danger, risk and hazard



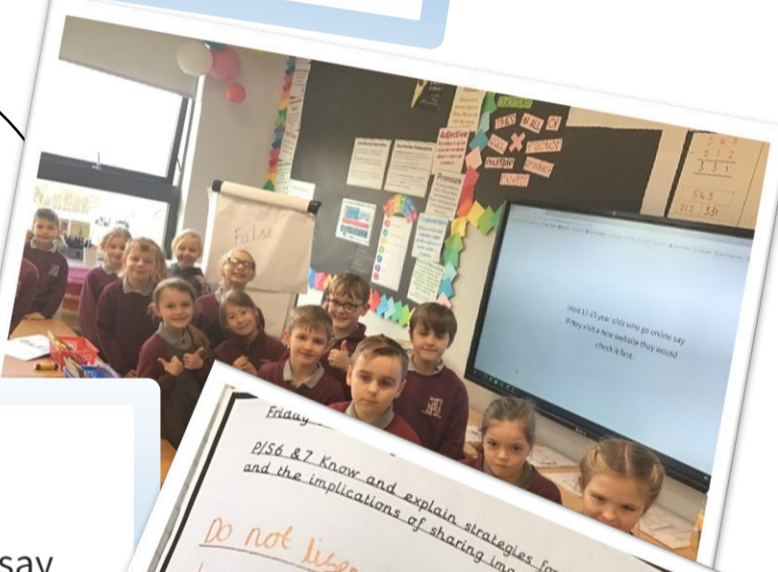
P/S5 Identifying images and videos that are safe/unsafe online and fake news.

**True**  
Most 12-15 year olds say that not all information on Social Media is true.



P/S6 Learning strategies for safe online sharing.

**True**  
Most 12-15 year olds who go online say if they visit a new website they would check it first.



Essay  
P/S6 & 7 Know and explain strategies for safe online sharing and the implications of sharing images online without consent.

Do not listen to .com.co.k because not all info is true.

All ways ask a trusted adult if you are not sure if your alone on the game want.

Do not go on dodgy websites.

All ways check what you are going on before you turn it on.

**BE CURFUL.**

**Learning links**  
<http://www.bbc.co.uk/newsround/38906931>  
[www.bbc.co.uk/cbbc/shows/stay-safe](http://www.bbc.co.uk/cbbc/shows/stay-safe)  
[www.nspcc.org.uk/preventing-abuse/keeping-children-safe/share-aware/](http://www.nspcc.org.uk/preventing-abuse/keeping-children-safe/share-aware/)  
[www.thinkuknow.co.uk/parents/](http://www.thinkuknow.co.uk/parents/)

**Key Vocabulary**  
Fake News  
True  
False  
Online  
Safe searching

# BLACKROD PRIMARY SCHOOL

Friday 7<sup>th</sup> January

P/S1 & 2 Define the words danger and risk, explain the difference between the two and strategies for dealing with a risky situation.

**Danger, risk or hazard?**

Action	Danger	Risk	Hazard
Jumping off a cliff	✓		✓
A busy road		✓	
Crossing a busy road			✓
A banana skin left lying in the corridor			✓
Walking down a corridor which has a banana skin lying in it			✓
Climbing a tall tree			✓
An escaped lion	✓		✓
A red hot piece of metal			✓
Touching a red hot piece of metal	✓	✓	✓
A bike			✓
Riding a bike			✓
A spiral staircase			✓
Running down a spiral staircase		✓	✓
Very loud music			✓
The internet			✓
Going on the internet			✓
Medicines			✓
Taking a medicine			✓

Can you think of your own?

An open fire - Danger  
being touched

P/S2 Demonstrating strategies for dealing with a risky situation.

Friday 7<sup>th</sup> January

P/S1 & 2 Define the words danger and risk, explain the difference between the two and strategies for dealing with a risky situation.

**Danger, risk or hazard?**

Action	Danger	Risk	Hazard
Jumping off a cliff			
A busy road		✓	
Crossing a busy road			✓
A banana skin left lying in the corridor			✓
Walking down a corridor which has a banana skin lying in it			✓
Climbing a tall tree			✓
An escaped lion	✓		✓
A red hot piece of metal			✓
Touching a red hot piece of metal	✓	✓	✓
A bike			✓
Riding a bike			✓
A spiral staircase			✓
Running down a spiral staircase		✓	✓
Very loud music			✓
The internet			✓
Going on the internet			✓
Medicines			✓
Taking a medicine			✓

Can you think of your own?

P/S1 Defining the words danger and risk and explain the difference between the two.

**Danger, risk or hazard?**

- **Danger** - something which will definitely cause harm
- **Hazard** - something which could cause harm
- **Risk** - an action which is taken in a hazardous situation

**Key Vocabulary**

Danger

Hazard

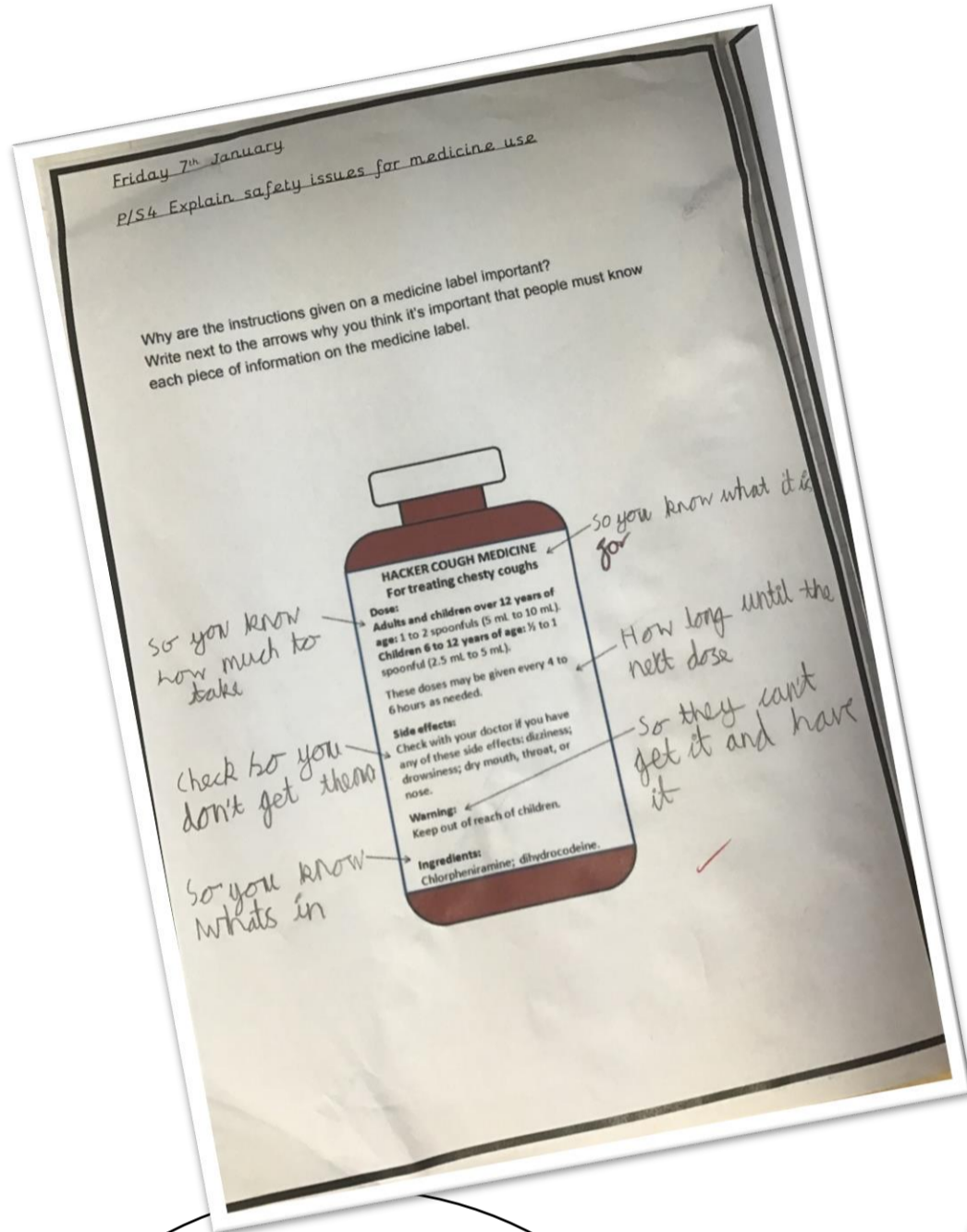
Risk

High risk

Medium risk

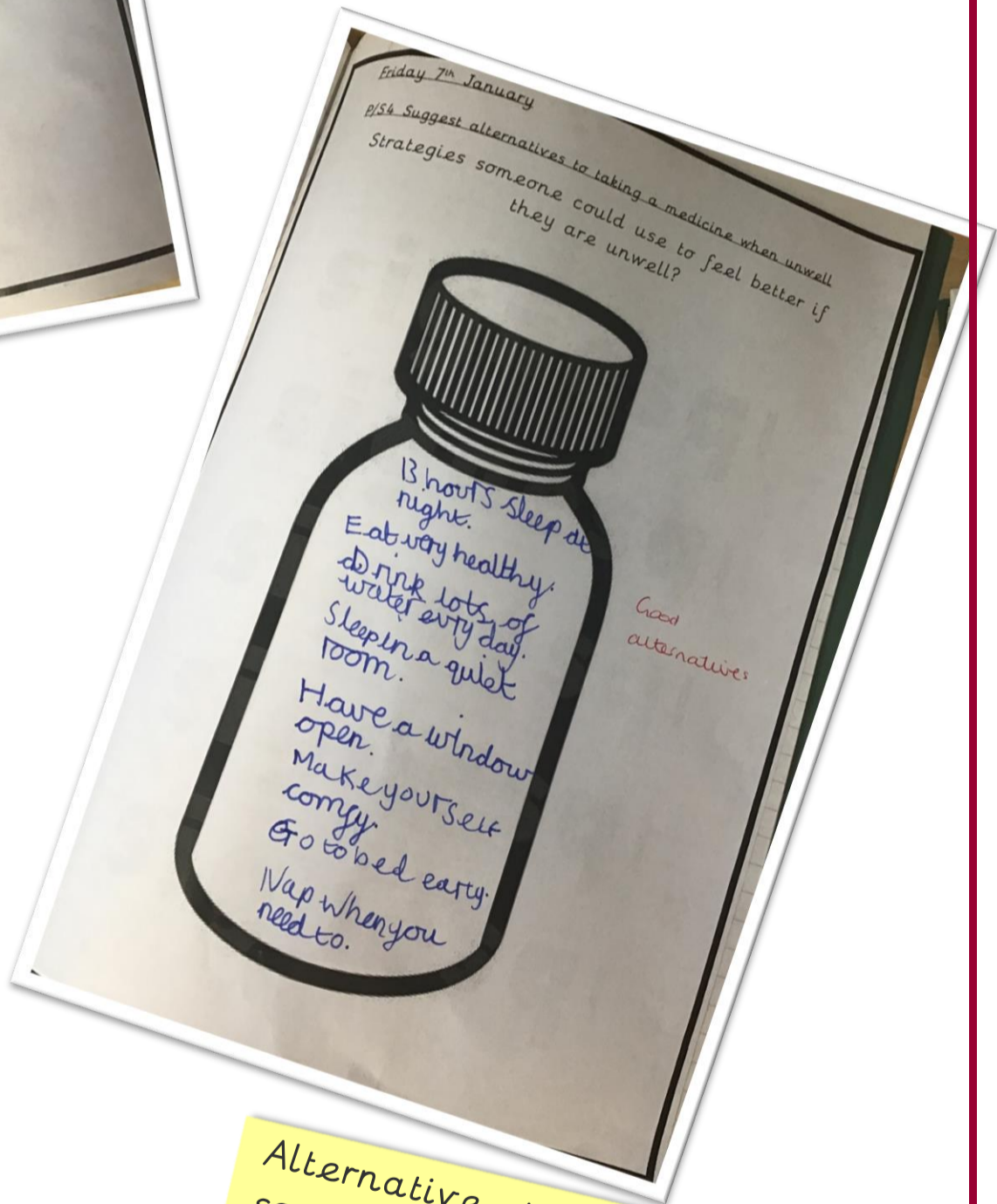
Low risk

# BLACKROD PRIMARY SCHOOL



P/S2 Understand that medicines are drugs and safety issues for medicine use.

P/S3 P/S4 Suggest alternatives to taking a medicine when unwell and strategies for limiting the spread of infectious diseases (e.g. hand-washing routines).



Key Vocabulary

Medicine

Lifestyle

Infectious disease

Alternative strategies could someone use to feel better if they are unwell?

Get some fresh air; drink water; eat fruit; have a rest or sleep etc.